

Create folded fauna with WaterNSW



- 1** Cut out your origami square below.
- 2** You might like to colour the patterned side before you begin folding.
- 3** Choose a fauna friend to create and follow the instructions. You can follow the instructions online or print if you prefer.

Did you know that many creatures, both big and small, live in or around our dams?



origami fish




When you are visiting some of our dams, you might be lucky enough to see a fish along the way!

Rivers, lakes and streams provide habitat for various species of fish.

One of the most common freshwater species in New South Wales is the Silver Perch. They are known to grow up to 6 kilograms!

The Macquarie Perch is also an Australian native freshwater fish. Known for their humped backs and large white eyes, Macquarie Perch can live for more than 20 years!

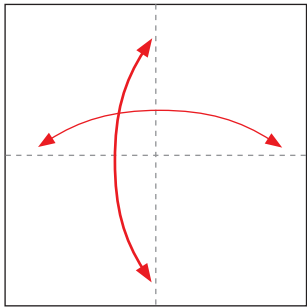
Have you ever seen a fish jump out of the water?



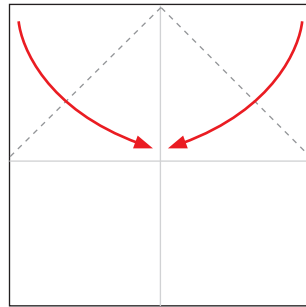
origami fish



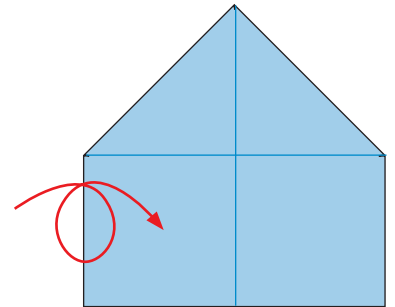
DIFFICULTY LEVEL



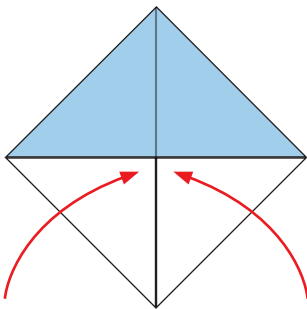
1 Fold in half twice to crease and reopen flat.



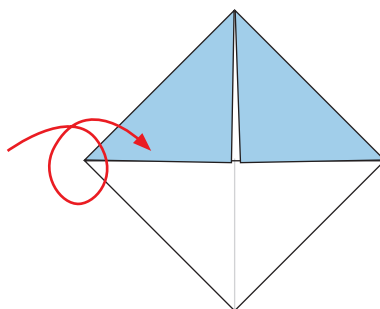
2 Fold in along the dashed lines.



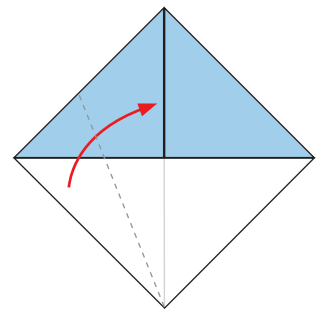
3 Turn over.



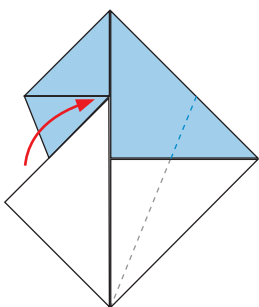
4 Fold the two lower corners upwards to the centre.



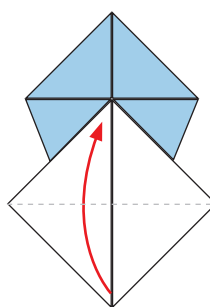
5 Turn over.



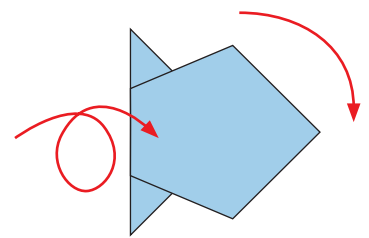
6 Fold in the dashed line.



7 Flick out the two sides from behind.



8 Fold in half.



9 Turn over, rotate and add detail to your fish.

Thank you for creating a paper pal!